sunbattery®

HC12-75 M6 (12V75Ah)

AGM-Technology | Maintenance Free | Extra Cycle Stability | -15°C to +50°C | Recyclable

High Cycle Type | Reha | Wind/Solar Energy | Caravan | Stairlifts

Applications

- Electric tools
- Vehicle in place of walking
- Lawn mowers
- Golf trolleys
- Portable apparatus, lights and instruments
- Electric toys
- Portable power
- Wheelchairs
- Medical equipments
- Wind/Solar energy
- Electric boats
- Caravan

Certificates

MH61574 ISO 9001 Conform to IEC60896-21&22

Specifications

Nominal Voltage	12V	
Nominal Capacity	75Ah (C_{20}, 1.80V/cell)	
Approx. Weight	24.0kg	
Terminal	M6	
Container Material	ABS UL94 HB (Optional: V0)	
Rated Capacity (25°C)	75.0Ah/3.75A, 20hr, 1.80V/cell	
	74.1Ah/7.41A, 10hr, 1.80V/cell	
	67.0Ah/13.4A, 5hr, 1.75V/cell	
	64.8Ah/21.6A, 3hr, 1.60V/cell	
	49.5Ah/49.5A, 1hr, 1.60V/cell	
Max. Discharge Current	700A (5s)	
Internal Resistance	Approx. 6.6mΩ	
Operating Temp. Range	Discharge:	-15~50°C
	Charge:	0-40°C
	Storage:	-15~40°C

Nominal Oper. Temp. R.	25±3°C	
Cycle Use	Initial Charging Current less than 22.5A.	
	Voltage 14.4V~14.7V at 25°C.	
	Temperature Coefficient -30mV/°C.	
Standby Use	Initial Charging Current less than 22.5A.	
	Voltage 13.5V~13.8V at 25°C Temp.	
	Coefficient -20mV/°C	
Capacity affected by Temp.	40°C	103%
	25°C	100%
	0°C	86%
Self Discharge	HC batteries may be stored for up to 6 months at 25°C and then a freshening charge is required. For higher temperatures the time interval will be shorter.	
Cycle Life	Approx. 650 Cycles at 50% DOD	

Dimensions

M6 Terminal

Unit: mm | Dimensions: 258 Length X 166 Width X 210 Height (215 Height incl. Terminal)

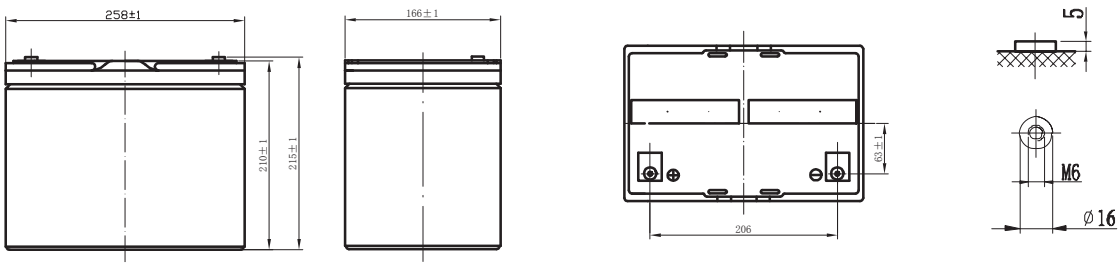

Constant Current Discharge (Amperes) at 25°C

End Point	10min	15min	30min	1h	3h	5h	10h	20h
1.60V/cell	171	133	79.8	49.5	21.6	14.2	7.54	3.94
1.65V/cell	162	127	76.3	46.8	21.2	14.0	7.51	3.90
1.70V/cell	152	118	75.1	46.2	20.8	13.8	7.48	3.85
1.75V/cell	145	114	71.8	44.6	20.4	13.4	7.45	3.80
1.80V/cell	133	109	71.3	42.8	19.6	13.2	7.41	3.75

Constant Power Discharge (Watts/cell) at 25°C

End Point	10min	15min	30min	45min	1h	2h	3h	5h
1.60V/cell	301	239	154	118	94.3	53.4	39.8	26.7
1.65V/cell	288	234	149	116	92.2	52.1	38.8	26.5
1.70V/cell	278	230	141	109	88.5	50.9	38.5	25.9
1.75V/cell	263	216	139	109	85.2	49.7	37.9	25.9
1.80V/cell	251	206	138	104	82.9	49.0	37.6	25.7

Discharge Characteristics (25°C)

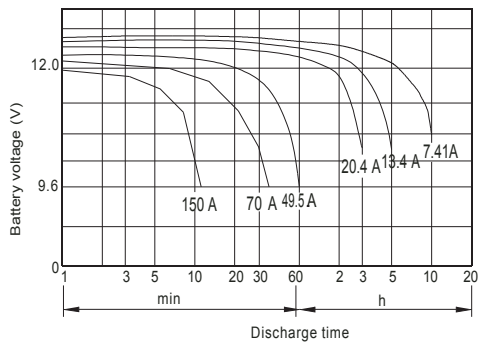

Float Charging Characteristics (25°C)

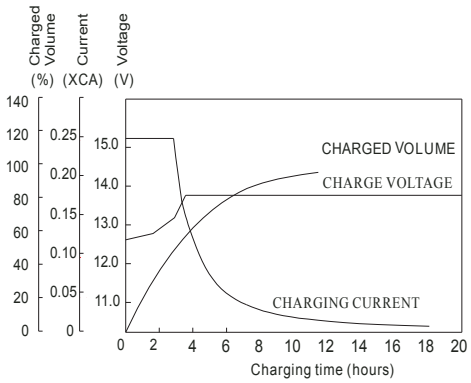

Temperature Effects in Relation to Battery Capacity

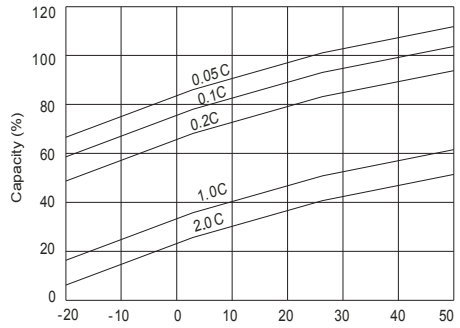

Cycle Service Life in Relation to Depth of Discharge

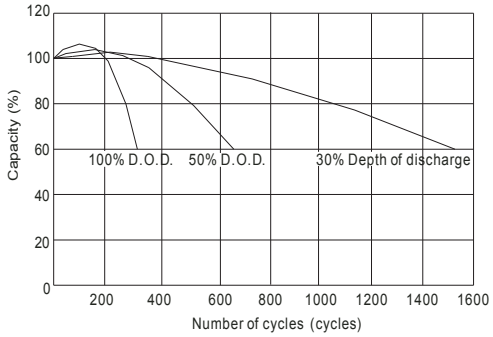

Self Discharge Characteristics

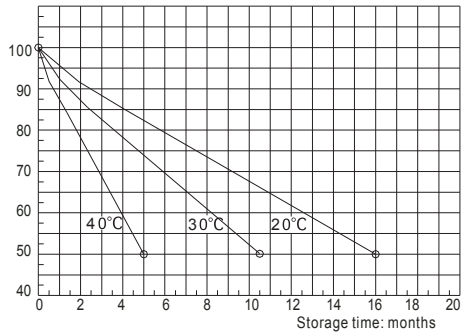
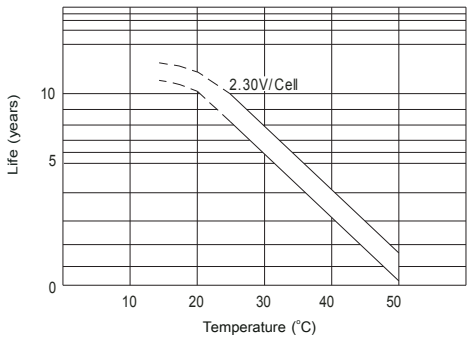
Temperature Effects on Float Life